

Shown in white with optional sherwood window inserts.

### SPECIFICATIONS

**Insulation Type**

1-3/8" Polystyrene



**R-value**

R-7.94

**Backing**

Vinyl

**Construction Type**

Heavy Duty

**Wind Load**

Non Impact and Impact Rated

**Warranty**

Limited Lifetime on sections  
3 Years on Springs  
3 Years on Hardware

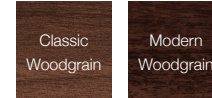
Your Local Garage Door Professional

# 4251 LONG RAISED PANEL

### COLORS<sup>1</sup>




### PAINTED WOODTONES<sup>1</sup>




### C.H.I. CUSTOM COLOR MATCHING<sup>1</sup>

<sup>1</sup> Refer to your local C.H.I. Dealer for exact color and woodtones match.

### WINDOW INSERTS



### GLASS



*Plain is available as polycarbonate.*

### EXTERIOR HARDWARE

#### Permanent



Spade



Wrought Iron



Barcelona 1



Barcelona 2

#### Magnetic



Spade



Ashford



Clavos